

## Online exam procedure:

### Setup Before Login:-

#### **A. For Live Proctoring:-(Not applicable for practice test)**

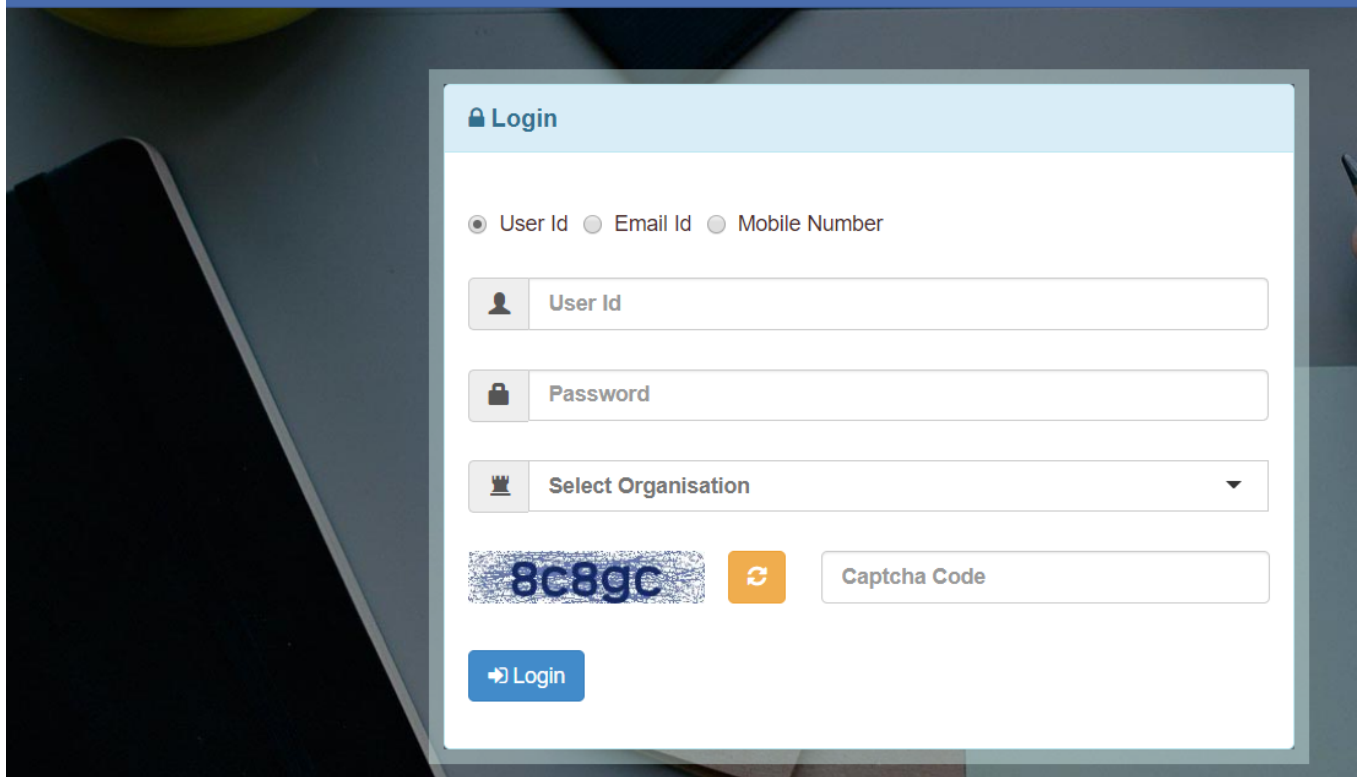
- Download latest version of zoom (v 5.0.4 and above) and Install it.
- Sign up zoom using your email id provided to us.
- Don't turn off the video in zoom settings.

#### **B. For Appearing Examination:-**

- Uninstall Security software(Antivirus) from your device.
- If any Safe Exam Browser is already installed in your system uninstall it and then delete the safe exam browser folder from the program file.
- Download Safe Exam Browser(SEB) (version 2.4 for windows 7/8.1 / 10) . Link for download:-  
[https://sourceforge.net/projects/seb/files/seb/SEB\\_2.4/SafeExamBrowserInstaller.exe/download](https://sourceforge.net/projects/seb/files/seb/SEB_2.4/SafeExamBrowserInstaller.exe/download)
- For Macbook, the SEB download link is [https://safeexambrowser.org/download\\_en.html#MacOSX](https://safeexambrowser.org/download_en.html#MacOSX)
- Install Safe Exam Browser (SEB).
- Download Safe Exam Browser(SEB) configuration file from the below link .Link for download:-  
<https://drive.google.com/file/d/1aQS4YIVsIYFHbTYKsgvcNPfTxEHxmuGI/view?usp=sharing>
- Open downloaded SEB configuration file.
- Click on No option in SEB Re-configured warning message.
- If any error appears that says "Third Party Application Not Found," or any other error just click OK.


### Login:-

- Enter the User ID:(Registered email ID)
- Enter password: (password).
- Please select your organization as "**Medi-Caps University**" from the dropdown in the '**Select Organization**' tab.
- Enter Captcha code as shown and click on login.
- It will ask for the password change for the first time.
- Change your password and never share it.



**Login**

User Id  Email Id  Mobile Number



## After Login:-

### A. Photo Validation:

- Candidate has to validate his/her photo by click on the button “take photo”.
- Next click on “validate” button.
- The instant captured photo will be matched with profile image.
- After successful match, candidates will be allowed to go to exam appear window.
- If no photo matched, then at least try three times, then wait for approval.

Profile Image



Photo Validate

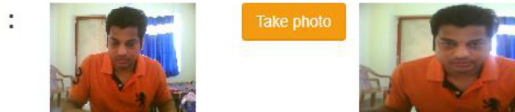
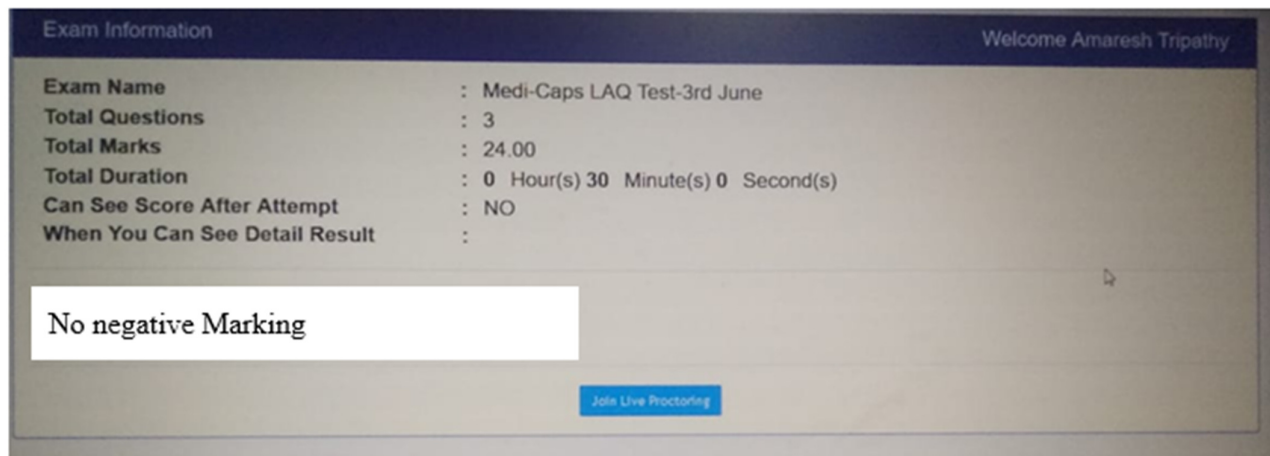
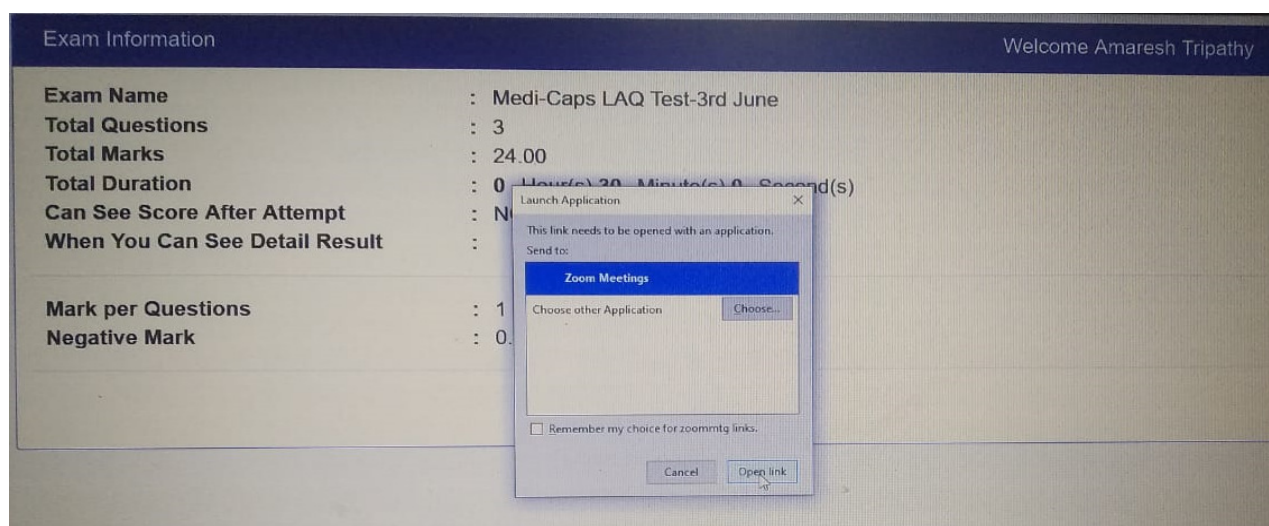


Photo Matched Successfully  
Taking you to the dashboard...

### B. Live Proctoring:(Not applicable for practice test)

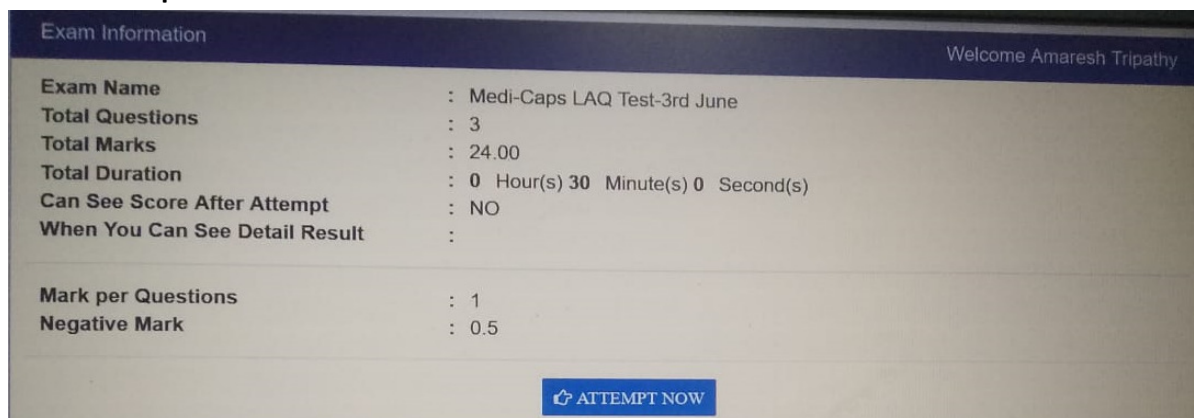


- Click on Join Live Proctoring button to join.



- Click on Open Link button to join live proctoring.
- Close the zoom window if any new window is opened.

### C. Exam Attempt:



- Click on the '**Attempt**' button for the assessment you choose to appear for. The '**Instructions**' page will come up next.
- Go through all the details carefully and move to the assessment page by clicking on the desired link. This page would have some more information related to the assessment.

## ExamWindow (MCQ type Question)

The screenshot displays the ESExamination interface for a test titled "Test: STL Internship drive 2017-18". The interface includes a header with the assessment name, sections, timer, and examinee name (sandeep nayak). Below the header, there are focus area indicators for Focus Area 2 and Focus Area 4. The main content area shows a question with four options, where option C is selected. A navigation palette on the right shows the status of 30 questions, with question 23 highlighted. At the bottom, there are buttons for "Save & Mark as Review", "Save & Prev", "Clear Response", "Save & Next", "Save & Mark as Review", "Instructions", and "Final Submit".

Assessment Name: Test: STL Internship drive 2017-18  
Sections: Focus Area 2, Focus Area 4  
Timer: 01:28:43  
Examinee Name: sandeep nayak

Question 23  
Suppose you wish to provide an accessor method for a boolean property finished, what signature of the method should be?

Options:

- A) public void getFinished()
- B) public boolean getFinished()
- C) public boolean isFinished()
- D) public void isFinished()

Answer Options: A, B, C, D  
Question: Suppose you wish to provide an accessor method for a boolean property finished, what signature of the method should be?  
Answer choice boxes: A, B, C, D  
Answer Palette: 1-30

- ✓ Click on "Save & Next" to save the answer for a question and move to the next question. All the questions answered will be colour coded as Green. All unanswered questions will show up in Red.
- ✓ If you want to save the answer of the current question and want to navigate backward, click on "Save & Prev"
- ✓ If you want to modify your answer for a question, you can clear response, click on the new option and hit "Save & Next"
- ✓ At any point in time during the test, you can navigate across all questions.

### **End of Exam:-**

- If you are through with the exam and hit the “Final Submit” button on the down right corner of the page the exam will be completed and examinee will come to login page. After that click on Quit button of safe exam browser (SEB) at the bottom right part to quit examination.

**Note: If you face any difficulty contact the technical supporting team**

<b>Name</b>	<b>Mobile No.</b>
Dr. Vibha Tiwari	7898814557
Mr. Anil Patidar	9977009191
Dr. Prashant Panse	9977700651
Dr. Sarita Kansal	9893004933
Mr. Anil Singh	9826936632
Mr. Amit Agrawal	9827787200